

LITHIUM IRON PHOSPHATE BATTERY

ELECTRICAL PERFORMANCE

Nominal Voltage	12.8 V
Nominal Capacity	150 Ah
Capacity @ 30A	300 min
Energy	1920 Wh
Resistance	≤8 mΩ @ 50% SOC
Self Discharge	<3% / Month
Cells	Cylindrical

CHARGE PERFORMANCE

Recommended Charge Current	30 A
Maximum Charge Current	100 A
Recommended Charge Voltage	14.6 V
BMS Charge Cut-Off Voltage	<15.6 V (3.9V/Cell)
Reconnect Voltage	>14.0 V (3.5V/Cell)
Balancing Voltage	<14.4 V (3.6V/Cell)
Maximum Batteries in Series	4

DISCHARGE PERFORMANCE

Maximum Continuous Discharge Current	150 A
Peak Discharge Current	300 A (3s)
BMS Discharge Cut-Off Current	450 A ±20 A (31 ms)
Recommended Low Voltage Disconnect	11 V (2.75V/Cell)
BMS Discharge Cut-Off Voltage	>8.0 V (3s) (2.0V/Cell)
Reconnect Voltage	>10.8V (2.7V/Cell)
Short Circuit Protection	250 ~ 500 μs



MECHANICAL PERFORMANCE

Dimension (L x W x H)	520 x 268 x 229 mm 20.5 x 10.6 x 9.0"
Approx. Weight	46.3 lbs (21.0 kg)
Terminal Type	T11
Terminal Torque	80 - 100 in-lbs (9 - 11 N-m)
Case Material	ABS
Enclosure Protection	IP65

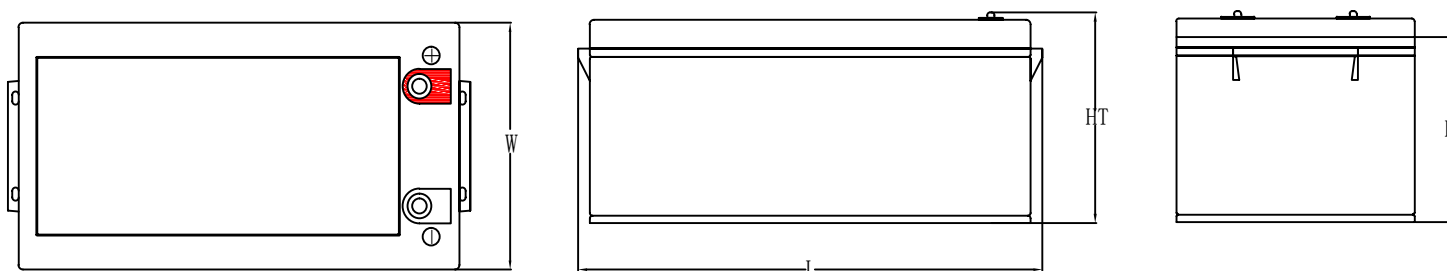
TEMPERATURE PERFORMANCE

Discharge Temperature	-4 ~ 149 °F (-20 ~ 65 °C)
Charge Temperature	32 ~ 113 °F (0 ~ 45 °C)
Storage Temperature	23 ~ 95 °F (-5 ~ 35 °C)
BMS High Temperature Cut-Off	167 °F (75 °C)
Reconnect Temperature	149 °F (65 °C)

COMPLIANCE

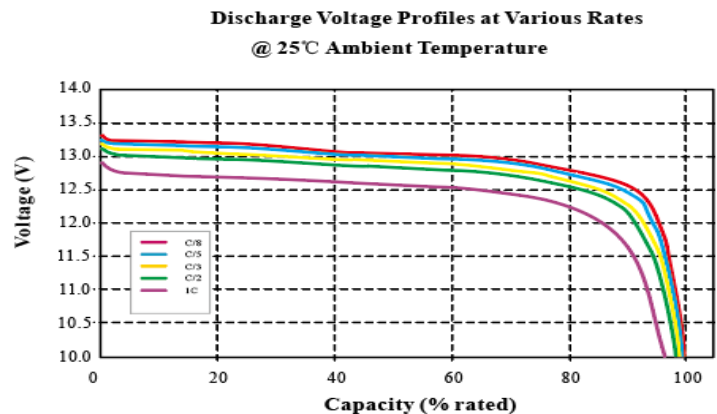
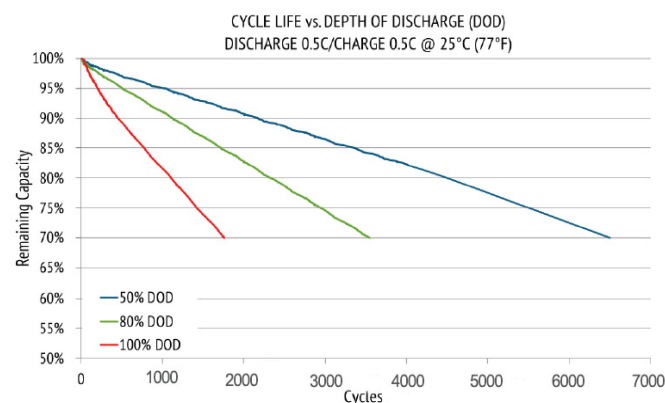
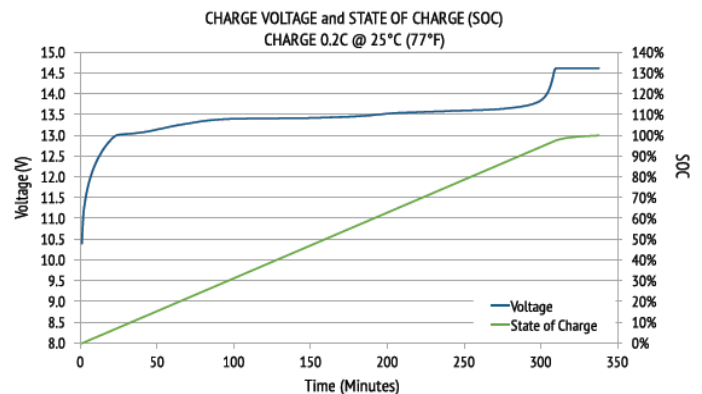
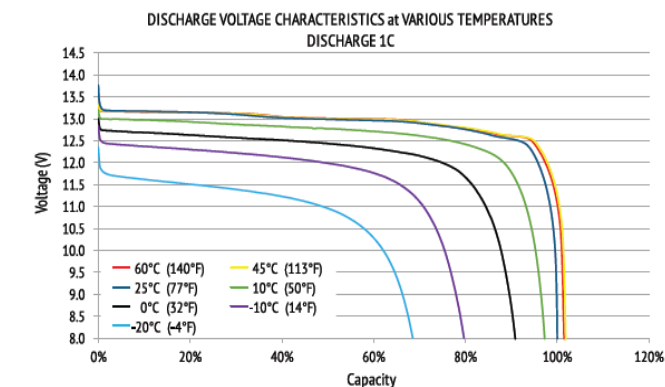
Certifications	CE (battery) UN38.3 (battery) UL1642 & IEC62133 (cells)
Shipping Classification	UN 3480, CLASS 9

OUTLINE DIMENSION



L mm(")	W mm(")	H mm(")	HT mm(")
520 (20.5)	268 (10.6)	221 (8.7)	229 (9.0)

PERFORMANCE CHARACTERISTICS



FEATURES & BENEFITS



High cycle life

>2000 cycles @80% DoD for effectively lower total cost of ownership.



Longer service life

Low maintenance batteries with stable chemistry.



Built in circuit protection

Battery Management System (BMS) is incorporated against abuse.



Better storage

up to 6 months thanks to its extremely low self discharge (LSD) rate and no risk of sulphation.



Quickly recharge

Save time and increase productivity with less down time thanks to superior charge/discharge efficiency.



Extreme heat tolerance

Suitable for use in a wider range of applications where ambient temperature is unusually high: up to +60°C.



Lightweight

Lithium batteries provide more Wh/Kg while also being up to 1/3 the weight of its SLA equivalent.

APPLICATIONS

Lithium Iron Phosphate can be used in most applications that use Lead Acid, GEL or AGM type batteries. Suitable applications include:

- Caravan
- Marine
- Golf Car
- Buggies
- Solar Storage
- Remote Monitoring
- Switching applications and more

CAUTIONS

- Do NOT short circuit, reverse polarity, crush or disassemble.
- Do NOT heat or incinerate.
- Do NOT immerse in any liquid.
- Store at 30~50% SOC. Recharging every 3 months is recommended. The storage area should be clean, cool, dry and ventilated.

